



Project:

Item Number:

Quantity:

FLUSH MOUNT HEATED SHELF DROP-IN



ITEMS

Item Numbers	Shelf Material	Length (IN (CM))
FC-4HS-24120-SSF	Natural Stainless Steel Finish	24" (61)
FC-4HS-30120-SSF		30" (76.2)
FC-4HS-36120-SSF		36" (91.4)
FC-4HS-42120-SSF		42" (106.7)
FC-4HS-48120-SSF		48" (121.9)
FC-4HS-54120-SSF		54" (137.2)
FC-4HS-60120-SSF		60" (152.4)
FC-4HS-66120-SSF		66" (167.6)
FC-4HS-72120-SSF		72" (182.9)
FC-4HS-24120-BKF	Black Aluminum Hardcoat Finish	24" (61)
FC-4HS-30120-BKF		30" (76.2)
FC-4HS-36120-BKF		36" (91.4)
FC-4HS-42120-BKF		42" (106.7)
FC-4HS-48120-BKF		48" (121.9)
FC-4HS-54120-BKF		54" (137.2)
FC-4HS-60120-BKF		60" (152.4)
FC-4HS-66120-BKF		66" (167.6)
FC-4HS-72120-BKF		72" (182.9)

DESCRIPTION

Vollrath's Flush Mount Heated Shelf Drop-ins are ideal for grab-n-go hot food self-serve food operations and for buffets.

Flush Mount Heated Shelf Drop-ins are sized to uniformly align with other Vollrath drop-ins for a clean visual presentation.

WARRANTY

All models shown come with Vollrath's standard warranty against defects in materials and workmanship. For full warranty details, please refer to www.Vollrath.com.

ENVIRONMENT REQUIREMENTS

- Indoor use only.
- Surface temperature of the shelf reaches high temperatures to maintain food safety. Verify countertop material specs to confirm material is suitable.

AGENCY LISTINGS



Due to continued product improvement, please consult www.vollrath.com for current product specifications.

FEATURES

- Available in stainless steel or black aluminum hardcoat
- Two separate warming zones can be used individually or together for maximum energy efficiency during low and peak serving times
- Warming zones are easily identified by stamped marks
- Nine heat settings
- Digital thermostatic heat control keeps food warm without affecting the quality of the food
- Zero-clearance design enables the drop-in to be installed into most countertop materials. See environment requirements below.
- 6 ft. (1.8 m) power cord with plug
- 5 ft. (1.5 m) control cord

Note: Heated shelves are intended to keep wrapped or plated hot food at serving temperature for a short period of time.

Note: When pairing with a Vollrath heat strip, select a heat strip one size longer than the heated shelf drop-in. Follow the recommended mounting heights and UL clearance requirements listed on the heat strip specification sheet on Vollrath.com

Note: For use with countertops up to 2 in. (5.1 cm) thick.

Approvals	Date



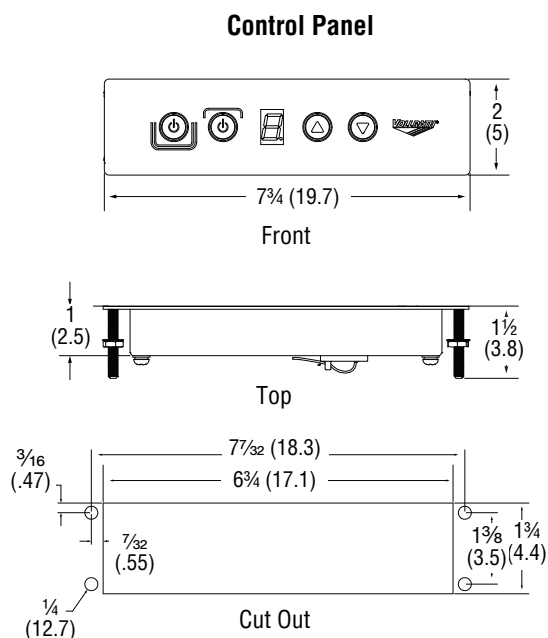
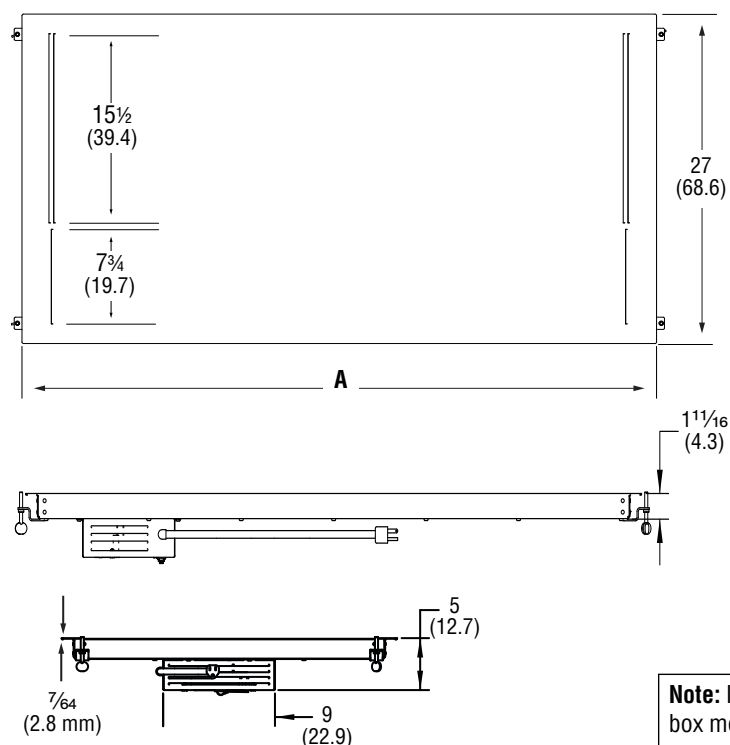
www.vollrathfoodservice.com

The Vollrath Company, L.L.C.
1236 North 18th Street
Sheboygan, WI 53081-3201 U.S.A.
Main Tel: 800.624.2051 or 920.457.4851
Main Fax: 800.752.5620 or 920.459.6573
Customer Service: 800.628.0830
Canada Customer Service: 800.695.8560

Technical Services
techservicereps@vollrathco.com
Induction Products: 800.825.6036
Countertop Warming Products: 800.354.1970
All Other Products: 800.628.0832

FLUSH MOUNT HEATED SHELF DROP-IN

DIMENSIONS (Shown in inches (cm))

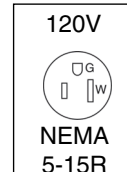


Note: If service is needed after installation, access to the electrical box mounted to the underside of the shelf is required. Allow for access in the surrounding cabinetry.

SPECIFICATIONS

Item No.	Material	Max Weight Capacity	Dimensions IN (cm)		Voltage	Watts	Amps	Hz	Weight Lb (kg)	Plug
			(A) Overall	Shelf Cutout						
FC-4HS-24120-SSF	Stainless Steel	50 (22.7)	26 (66)	24 1/2 x 25 1/4 (62.2 x 64.1)	120	304	2.5	60	29.9 (13.6)	NEMA 5-15P
FC-4HS-24120-BKF	Aluminum Hardcoat								23.1 (10.5)	
FC-4HS-30120-SSF	Stainless Steel	78 (35.4)	32 (81.3)	30 1/2 x 25 1/4 (77.5 x 64.1)		386	3.2		35.3 (16)	
FC-4HS-30120-BKF	Aluminum Hardcoat								27 (12.2)	
FC-4HS-36120-SSF	Stainless Steel	106 (48)	38 (96.5)	36 1/2 x 25 1/4 (92.7 x 64.1)		468	3.9		41 (18.6)	
FC-4HS-36120-BKF	Aluminum Hardcoat								31.2 (14.2)	
FC-4HS-42120-SSF	Stainless Steel	134 (60.8)	44 (111.7)	42 1/2 x 25 1/4 (107.9 x 64.1)		549	4.6		46.4 (21)	
FC-4HS-42120-BKF	Aluminum Hardcoat								35.2 (16)	
FC-4HS-48120-SSF	Stainless Steel	163 (73.9)	50 (127)	48 1/2 x 25 1/4 (123.2 x 64.1)		631	5.3		54.3 (24.6)	
FC-4HS-48120-BKF	Aluminum Hardcoat								41.5 (18.8)	
FC-4HS-54120-SSF	Stainless Steel	191 (86.6)	56 (142.2)	54 1/2 x 25 1/4 (138.4 x 64.1)		712	5.9		60 (27.2)	
FC-4HS-54120-BKF	Aluminum Hardcoat								45.7 (20.7)	
FC-4HS-60120-SSF	Stainless Steel	219 (99.3)	62 (157.5)	60 1/2 x 25 1/4 (153.7 x 64.1)		794	6.6		65.3 (29.6)	
FC-4HS-60120-BKF	Aluminum Hardcoat								49.6 (22.5)	
FC-4HS-66120-SSF	Stainless Steel	247 (112)	68 (172.7)	66 1/2 x 25 1/4 (168.9 x 64.1)		876	7.3		71 (32.2)	
FC-4HS-66120-BKF	Aluminum Hardcoat								53.8 (24.4)	
FC-4HS-72120-SSF	Stainless Steel	275 (124.7)	74 (188)	72 1/2 x 25 1/4 (184.2 x 64.1)		957	8.0		76.7 (34.8)	
FC-4HS-72120-BKF	Aluminum Hardcoat								57.8 (26.2)	

Receptacle



NOTICE:
Do NOT modify the cord or plug on the drop-in. Modifying any component may damage the drop-in or cause injury, and will void the warranty.



www.vollrathfoodservice.com

The Vollrath Company, L.L.C.

1236 North 18th Street
Sheboygan, WI 53081-3201 U.S.A.
Main Tel: 800.624.2051 or 920.457.4851
Main Fax: 800.752.5620 or 920.459.6573
Customer Service: 800.628.0830
Canada Customer Service: 800.695.8560

Technical Services
techservicereps@vollrathco.com
Induction Products: 800.825.6036
Countertop Warming Products: 800.354.1970
All Other Products: 800.628.0832