



Outperform every day.™

Project:

Item Number:

Quantity:

Mirage® 16" x 16" Decorative Induction Buffet Warmers

The Vollrath Company, L.L.C.

## MIRAGE® 16" X 16" DECORATIVE INDUCTION BUFFET WARMERS



### DESCRIPTION

Maximize your menu offerings without maxing out your electrical capacity with the Mirage® 16" x 16" Decorative Induction Buffet Warmers. Decorative glass adds elegance to the presentation. Glass can be customized; contact your Vollrath representative.

The warmers can be interconnected to one electrical outlet, which simplifies the planning and management of power cords, access to outlets and load capacity. Available in countertop and drop-in styles, the warmers are ideally suited for buffet and catering operations.

These induction buffet warmers are designed to work with a maximum of one induction-ready chafer or serving vessel.

The warmers are equipped with a variety of safety features including:

- Over-heat protection
- Small-article detection
- Pan auto-detection function
- Empty-pan shut-off

### WARRANTY

All models shown come with Vollrath's standard warranty against defects in materials and workmanship. For full warranty details, please refer to [www.Vollrath.com](http://www.Vollrath.com).

### AGENCY CERTIFICATIONS



This device complies with Part 18 FCC Rules.

Due to continued product improvement, please consult [www.vollrath.com](http://www.vollrath.com) for current product specifications.

### ITEMS

Item No.	Model	Description
59503LN75	59503	Countertop, Linen Glass, Black
59503LN85		Countertop, Linen Glass, Champagne
59503LNDW		Drop-in, Linen Glass
59503SB75		Countertop, Sunburst Glass, Black
59503SB85		Countertop, Sunburst Glass, Champagne
59503SBDW		Drop-in, Sunburst Glass

### FEATURES

- Decorative glass is durable and adds elegance to any presentation
- Connect up to three warmers with the included interconnect cords. The center warmer must connect to the electrical outlet
- Connect up to five warmers (at max power) to a 15 amp circuit
- Storage compartment under warmer holds cords when not in use
- Touch controls
- Four power levels
- LED indicator lights on the control panel
- Tempered ceramic glass top is strong, non-porous, easy to clean
- Low profile design puts the focus on the food
- Drop-in warmers install overhanging countertop or countersunk
- 6 ft. (183 cm) cord with plug
- 30 in. (76.2 cm) interconnect cord
- 5 ft. (152.4 cm) USB cable on control box for drop-in warmers

### ACCESSORIES

- ☐ 59145 Carrying Case
- ☐ 4644080 Non-Slip Mat - 9" x 8" (22.9 x 20.3 cm)
- ☐ 4644070 Non-Slip Mat - 16" x 8" (40.6 x 20.3 cm)

### IMPORTANT

- This appliance is intended for use with induction-ready serving vessels.
- Countertop models require a distance equal to the height of the feet of the warmer.
- Drop-in models require a minimum of 2" (5 cm) of space between all four sides of the induction warmer and any surrounding surface, and a minimum 12" (30.5 cm) between the bottom of the induction warmer and any surrounding surface.
- Control box for drop-in models requires a minimum of 4" (10 cm) behind the control box and any surrounding surface.
- All models require unrestricted intake and exhaust air ventilation for proper operation of the controls. The maximum intake temperature must not exceed 110°F (43°C). Temperatures are measured in ambient air while all appliances in the kitchen are in operation.

Approvals	Date



Outperform every day.™

[www.vollrath.com](http://www.vollrath.com)

#### The Vollrath Company, L.L.C.

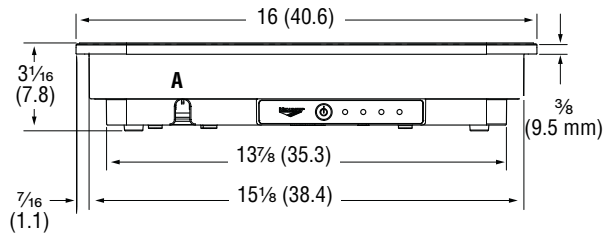
1236 North 18th Street  
Sheboygan, WI 53081-3201 U.S.A.  
Main Tel: 800.624.2051 or 920.457.4851  
Main Fax: 800.752.5620 or 920.459.6573  
Customer Service: 800.628.0830  
Canada Customer Service: 800.695.8560

#### Technical Services

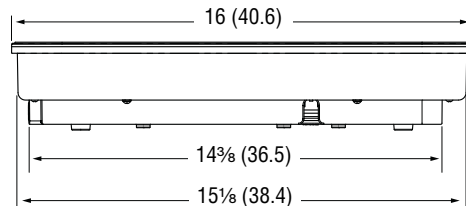
[techservicereps@vollrathco.com](mailto:techservicereps@vollrathco.com)  
Induction Products: 800.825.6036  
Countertop Warming Products: 800.354.1970  
All Other Products: 800.628.0832

# MIRAGE® 16" X 16" DECORATIVE INDUCTION BUFFET WARMERS

## DIMENSIONS (Shown in inches (cm))

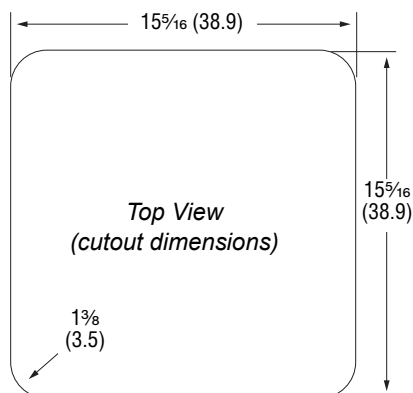
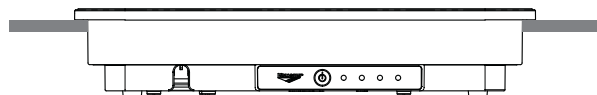


Front View



Side View

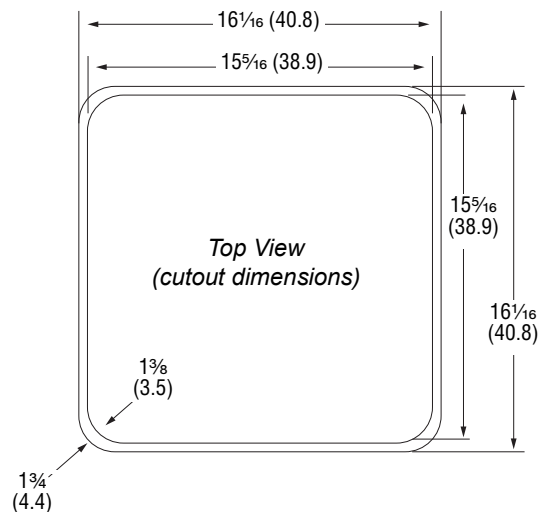
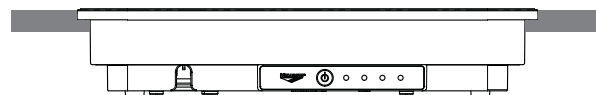
### Drop-in Model, Overhung Installation



Top View

(cutout dimensions)

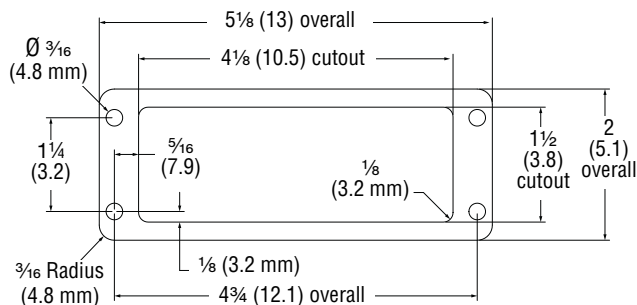
### Drop-in Model, Countersunk Installation



Top View

(cutout dimensions)

### Control Box (drop-in models only)



Face View

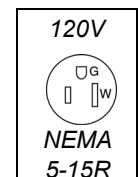


Top View

## SPECIFICATIONS

Item No.	Description	Max Pan Size	Watts	Volts	Amps	Hz	Plug	Weight LB (KG)
59503LN75	Countertop, Linen Glass, Black Sides	14 (35.6)	300	120	2.5	50/60	NEMA 5-15P	14 (6.4)
59503LN85	Countertop, Linen Glass, Champagne Sides							
59503LNDW	Drop-in, Linen Glass							
59503SB75	Countertop, Sunburst Glass, Black Sides							
59503SB85	Countertop, Sunburst Glass, Champagne Sides							
59503SBDW	Drop-in, Sunburst Glass							

### Receptacle



Outperform every day.™

[www.vollrath.com](http://www.vollrath.com)

### The Vollrath Company, L.L.C.

1236 North 18th Street  
Sheboygan, WI 53081-3201 U.S.A.  
Main Tel: 800.624.2051 or 920.457.4851  
Main Fax: 800.752.5620 or 920.459.6573  
Customer Service: 800.628.0830  
Canada Customer Service: 800.695.8560

Technical Services  
[techservicereps@vollrathco.com](mailto:techservicereps@vollrathco.com)  
Induction Products: 800.825.6036  
Countertop Warming Products: 800.354.1970  
All Other Products: 800.628.0832