



Outperform every day.™

Project:

Item Number:

Quantity:

Standard Refrigerated Short Side Drop-ins

The Vollrath Company, L.L.C.

STANDARD REFRIGERATED SHORT SIDE DROP-INS



Standard Refrigerated Short Side Drop-in

DESCRIPTION

The short side modular drop-in standard (non-NSF7) refrigerated cold pans are designed for top-mount installation.

A full-perimeter drip edge contains spills and condensation within the stainless steel countertop area of the drop-in.

High-density polyurethane foam insulation surrounds the exterior of the well to provide the most efficient performance with energy savings.

The deep display well is designed to accommodate standard 12" x 20" (30.5 x 50.8 cm) pans with adaptor bars.

Refrigeration coils surround the exterior side walls of well for maximum cooling. Refrigerant is R134A to meet federal standards.

Refrigerated cold drop-ins are best used for holding periods up to 4 hours. For best performance, stainless steel containers are recommended.

Modular drop-in orders cannot be canceled or returned.

Agency Listings



Note: Product has not been performance tested for potentially hazardous foods.

MODELS	36652	Two Pan
	36655	Three Pan
	36658	Four Pan

FEATURES

- Top is 18-gauge stainless steel, with 3/8" (9.5 mm) overhang on all sides and die stamped with a full-perimeter drip edge. Molded breaker gasket is fitted under the drip edge.
- Flat work surface around opening.
- Seamless well is 18-gauge 300 series stainless steel.
- 1" (2.5 cm) integral drain is standard.
- Inner well assembly insulated with foamed-in-place polyurethane foam insulation.
- Condensing unit suspended below well.
- Temperature control on compressor.
- For complete air circulation, two 8" x 10" (20.3 x 25.4 cm) openings in the cabinet are required.
- Exterior housing is 18-gauge galvanized steel.
- Optional perforated false bottom is nominal 1" (2.5 cm) high and constructed of 18-gauge 300 series stainless steel. False bottom will reduce pan depth by same dimension.

False bottom options:

Drop-In Model	False Bottom Model
36652	70100 – Quantity 2
36655	70100 – Quantity 3
36658	70100 – Quantity 4

- Unit comes with 6-ft. (183 cm) cord and plug and does not require hard wiring.
- On/Off switch is mounted on the side of the compressor housing.
- Positioning clips are provided to center the drop-in within the cutout.
- One-year parts and labor warranty. Additional four years on the compressor.

WARRANTY: All models shown come with Vollrath's standard warranty against defects in materials and workmanship. For full warranty details, please refer to the Vollrath Equipment and Smallwares Catalog.

Due to continued product improvement, please consult www.vollrath.com for current product specifications.

Approvals

Date



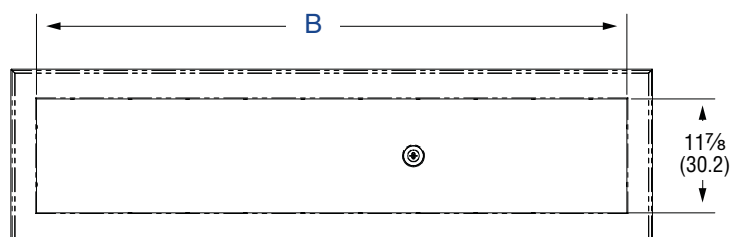
Outperform every day.™
www.vollrath.com

The Vollrath Company, L.L.C.
1236 North 18th Street
Sheboygan, WI 53081-3201 U.S.A.
Customer Service: 800.628.0830
Canada Customer Service: 800.695.8560
Main Fax: 800.752.5620 or 920.459.6573

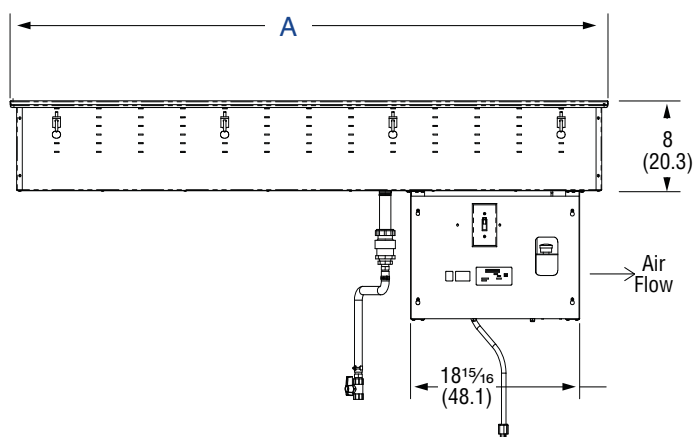
Technical Services: 800.628.0832
Technical Services Fax: 920.459.5462

STANDARD REFRIGERATED SHORT SIDE DROP-INS

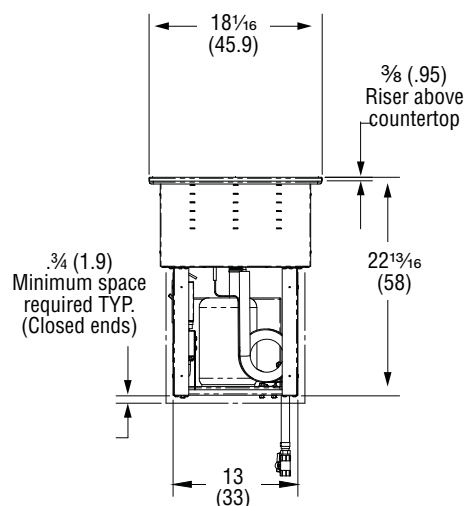
MODELS	36652	Two-pan
	36655	Three-pan
	36658	Four-pan

DIMENSIONS (Inches (cm))Opening cutout must have a $\frac{7}{8}$ " (2.2 cm) corner radius.

Top View



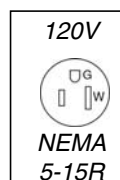
Front View



Side View

SPECIFICATIONS

Item	(A) Overall Length	(B) Interior Length	Cutout Length	Cutout Width	Compressor	Voltage	Amps	Plug
36652	45 $\frac{7}{16}$ (115.4)	40 $\frac{3}{4}$ (103.5)	44 $\frac{11}{16}$ (113.5)	17 $\frac{9}{16}$ (44)	1/5 HP	120	3.8	NEMA 5-15P
36655	66 $\frac{7}{8}$ (170)	61 $\frac{1}{2}$ (156.2)	66 $\frac{1}{8}$ (168)	17 $\frac{9}{16}$ (44)	1/4 HP	120	4.9	NEMA 5-15P
36658	88 $\frac{5}{16}$ (224.2)	82 $\frac{1}{4}$ (209)	87 $\frac{9}{16}$ (222.4)	17 $\frac{9}{16}$ (44)	1/4 HP	120	4.9	NEMA 5-15P

Receptacle

Outperform every day.™

www.vollrath.com

The Vollrath Company, L.L.C.
 1236 North 18th Street
 Sheboygan, WI 53081-3201 U.S.A.
 Customer Service: 800.628.0830
 Canada Customer Service: 800.695.8560
 Main Fax: 800.752.5620 or 920.459.6573

Technical Services: 800.628.0832
 Technical Services Fax: 920.459.5462