



Project:

Item Number:

Quantity:

Short-Side Modular Hot Drop-ins with Marine Grade Wells

The Vollrath Company, L.L.C.

## SHORT-SIDE MODULAR HOT DROP-INS WITH MARINE GRADE WELLS



### DESCRIPTION

Vollrath's Short-Side Modular Hot Drop-ins with Marine Grade Wells offer enhanced corrosion resistance. The rotated wells turn full-size pans sideways for a more narrow presentation. They are designed for top-mount installation and do not require hard-wiring.

### SHORT DESCRIPTION

Rotated well hot-drop-ins, full-size wells are marine-grade stainless steel, standard or manifold drain, insulated on all non-exposed sides, cord with plug, stainless steel remote control panel, mounting clips.

**Note:** Drop-in meets NSF4 performance standards only when using moist heat. Operation with water is required for even heating of the food product.

**Note:** Orders for drop-ins cannot be canceled or returned.

### WARRANTY

All models shown come with Vollrath's two-year warranty against defects in materials and workmanship. For full warranty details, please refer to [www.Vollrath.com](http://www.Vollrath.com).

### Agency Listings



Due to continued product improvement, please consult [www.vollrath.com](http://www.vollrath.com) for current product specifications.

Item Numbers			Description	
1000 Watts Per Well				
Standard	Manifold	Manifold w/ Auto-Fill	Control	Voltage
Two Well				
36646HD	3664620HD	3664630HD	Thermostatic	208-240
36647HD	3664720HD	3664730HD	Infinite	
Three Well				
36648HD	3664820HD	3664830HD	Thermostatic	208-240
36649HD	3664920HD	3664930HD	Infinite	
Four Well				
36650HD	3665020HD	3665030HD	Thermostatic	208-240
36651HD	3665120HD	3665130HD	Infinite	
625 Watts Per Well				
Two Well				
36640HD	3664020HD	3664030HD	Thermostatic	120
36641HD	3664120HD	3664130HD	Infinite	
Three Well				
36642HD	3664220HD	3664230HD	Thermostatic	120
36643HD	3664320HD	3664330HD	Infinite	
Four Well				
36644HD	3664420HD	3664430HD	Thermostatic	120
36645HD	3664520HD	3664530HD	Infinite	

### FEATURES

- Drawn wells are marine grade stainless steel (SAE Type-316).
- Removable panel at the bottom of each well for service access
- Include gasket for under drip edge
- Standard drain is ½" (1.3 cm) with individual well ball valves
- Manifold drain is 1" (2.5 cm) copper tubing with master manifold shut off
- Insulated on all sides, including between each well
- Includes 6' (1.8 m) cord with plug. Does not require hard-wiring
- Stainless steel control panel with individual controls and power indicator light for each well
- Control panel has 4' (121.9 cm) tethered connection for flexible mounting locations
- Includes standard mounting clips for use on counters up to 3" (7.6 cm) thick for easy installation
- Accepts full-size and fractional pans up to 6" (15.2 cm) deep
- Adapter bars are recommended when using fractional pans

### ACCESSORIES

- ☐ Sheet pan adapter available. Item No. 19186.

### CLEARANCE AND ENVIRONMENT REQUIREMENTS

- Zero-clearance installation
- Indoor use only. Room temperature and HVAC can effect performance temperatures

Approvals	Date



[www.vollrath.com](http://www.vollrath.com)

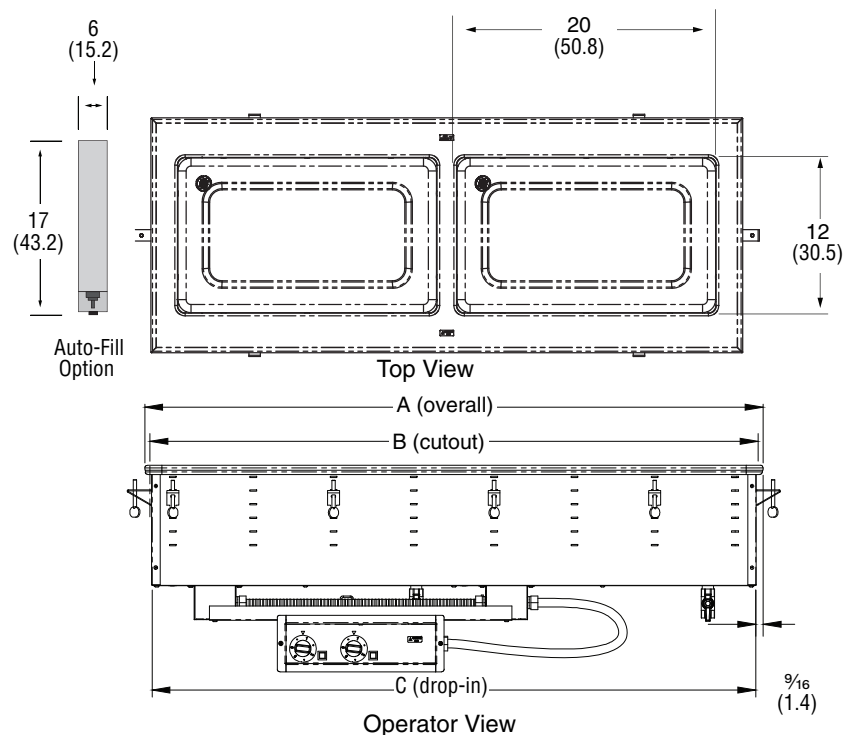
### The Vollrath Company, L.L.C.

1236 North 18th Street  
Sheboygan, WI 53081-3201 U.S.A.  
Main Tel: 800.624.2051 or 920.457.4851  
Main Fax: 800.752.5620 or 920.459.6573  
Customer Service: 800.628.0830  
Canada Customer Service: 800.695.8560

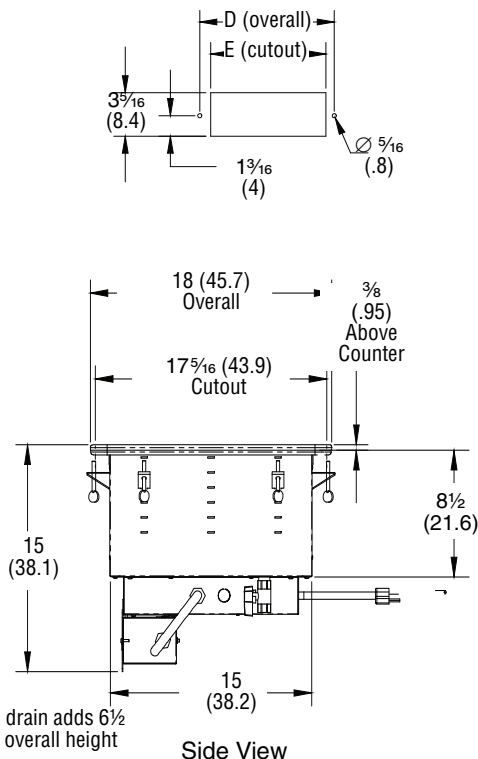
Technical Services  
[techservicereps@vollrathco.com](mailto:techservicereps@vollrathco.com)  
Induction Products: 800.825.6036  
Countertop Warming Products: 800.354.1970  
All Other Products: 800.628.0832

# SHORT-SIDE MODULAR HOT DROP-INS WITH MARINE GRADE WELLS

## DIMENSIONS (Shown in inches (cm))



## Control Panel Cutout



Controls must be mounted on the opposite side of the unit from the drain pipes to maintain proper orientation.

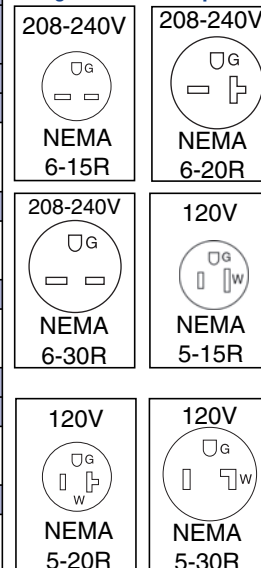
\*Manifold drain adds 6 1/2 (16.5) to overall height

## SPECIFICATIONS

Item Numbers			Control	Dimensions					Electrical		
				Drop-in			Control Box				
Standard	Manifold	Manifold w/ Auto-Fill		(A) Overall	(B) Cutout	(C) Drop-in	(D) Overall	(E) Cutout			
1000 Watts Per Well											
Two Well											
36646HD	3664620HD	3664630HD	Thermostatic	45 <sup>7</sup> / <sub>16</sub> (114.6)	44 <sup>11</sup> / <sub>16</sub> (113.5)	44 <sup>3</sup> / <sub>8</sub> (112.7)	11 <sup>3</sup> / <sub>4</sub> (29.9)	11 <sup>1</sup> / <sub>4</sub> (28.6)	208 - 240	7.2 - 8.3	NEMA 6-15P
36647HD	3664720HD	3664730HD	Infinite								
Three Well											
36648 HD	3664820HD	3664830HD	Thermostatic	66 <sup>7</sup> / <sub>8</sub> (169.8)	66 <sup>1</sup> / <sub>8</sub> (167.9)	65 <sup>3</sup> / <sub>4</sub> (167.1)	15 <sup>1</sup> / <sub>2</sub> (39.4)	15 (38.1)	208 - 240	10.8 - 12.5	NEMA 6-20P
36649HD	3664920HD	3664930HD	Infinite								
Four Well											
36650HD	3665020HD	3665030HD	Thermostatic	88 <sup>9</sup> / <sub>16</sub> (225)	87 <sup>1</sup> / <sub>2</sub> (222.3)	87 <sup>3</sup> / <sub>16</sub> (221.5)	19 <sup>1</sup> / <sub>4</sub> (48.9)	18 <sup>13</sup> / <sub>16</sub> (47.6)	208 - 240	14.4 - 16.7	NEMA 6-30P
36651HD	3665120HD	3665130HD	Infinite								
625 Watts Per Well											
Two Well											
36640HD	3664020HD	3664030HD	Thermostatic	45 <sup>7</sup> / <sub>16</sub> (114.6)	44 <sup>11</sup> / <sub>16</sub> (113.5)	44 <sup>3</sup> / <sub>8</sub> (112.7)	11 <sup>3</sup> / <sub>4</sub> (29.9)	11 <sup>1</sup> / <sub>4</sub> (28.6)	120	10.4	NEMA 5-15P
36641HD	3664120HD	3664130HD	Infinite								
Three Well											
36642HD	3664220HD	3664230HD	Thermostatic	66 <sup>7</sup> / <sub>8</sub> (169.8)	66 <sup>1</sup> / <sub>8</sub> (167.9)	65 <sup>3</sup> / <sub>4</sub> (167.1)	15 <sup>1</sup> / <sub>2</sub> (39.4)	15 (38.1)	120	15.6	NEMA 5-20P
36643HD	3664320HD	3664330HD	Infinite								
Four Well											
36644HD	3664420HD	3664430HD	Thermostatic	88 <sup>9</sup> / <sub>16</sub> (225)	87 <sup>1</sup> / <sub>2</sub> (222.3)	87 <sup>3</sup> / <sub>16</sub> (221.5)	19 <sup>1</sup> / <sub>4</sub> (48.9)	18 <sup>13</sup> / <sub>16</sub> (47.6)	120	20.8	NEMA 5-30P
36645HD	3664520HD	3664530HD	Infinite								

**Note:** Opening cutout must have a 7/8" (2.2 cm) corner radius.

## Straight Blade Receptacles



**NOTICE:** Do NOT modify the cord or plug on the drop-in. Modifying any component may damage the drop-in or cause injury, and will void the warranty.



www.vollrath.com

## The Vollrath Company, L.L.C.

1236 North 18th Street  
Sheboygan, WI 53081-3201 U.S.A.  
Main Tel: 800.624.2051 or 920.457.4851  
Main Fax: 800.752.5620 or 920.459.6573  
Customer Service: 800.628.0830  
Canada Customer Service: 800.695.8560

Technical Services  
techservicereps@vollrathco.com  
Induction Products: 800.825.6036  
Countertop Warming Products: 800.354.1970  
All Other Products: 800.628.0832